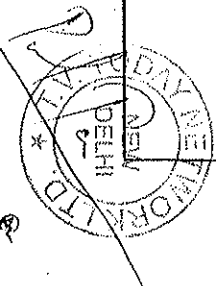



Name of the Company:		T.V. Today Network Limited		
Scrip Code, Name of the scrip, class of security:		TVTODAY		
Quarter ended:		30 June, 2012		
Partly paid-up shares:-	No. of partly paid-up shares	As a % of total no. of partly paid-up shares	As a % of total no. of shares of the company	
Held by promoter/promoter group	0	0	0	
Held by public	0	0	0	
Total - D	0	0	0	
Outstanding convertible securities:-	No. of outstanding securities	As a % of total no. of outstanding convertible securities	As a % of total no. of shares of the company, assuming full conversion of the convertible securities	
Held by promoter/promoter group	0	0	0	
Held by public	0	0	0	
Total - E	0	0	0	
Warrants:-	No. of warrants	As a % of total no. of warrants	As a % of total no. of shares of the company, assuming full conversion of warrants	
Held by promoter/promoter group	0	0	0	
Held by public	0	0	0	
Total - F	0	0	0	
Total paid-up capital of the company, assuming full conversion of warrants and convertible securities		59456615		




Statement Showing Shareholding Pattern								
Category Code	Category of Shareholder	Number of Shareholders	Table (I)(a)		Total shareholding as a percentage of total number of shares		Shares Pledged or otherwise encumbered	
			Total number of shares	Number of shares held in dematerialized form	As a percentage of (A+B) ¹	As a percentage of (A+B+C)	Number of shares	As a percentage
			(IV)	(V)	(VI)	(VII)	(VIII)	(IX) ² = (VIII)/(IV)*100
(I)	(II)	(III)	(IV)	(V)	(VI)	(VII)	(VIII)	(IX) ² = (VIII)/(IV)*100
(A)	Shareholding of Promoter and Promoter Group ²							
1	Indian							
(a)	Individuals/ Hindu Undivided Family	1	209801	209801	0.3529	0.3529	0	0.0000
(b)	Central Government/ State Government(s)	0	0	0	0.0000	0.0000	0	0.0000
(c)	Bodies Corporate	1	33954333	0	57.1077	57.1077	0	0.0000
(d)	Financial Institutions/ Banks	0	0	0	0.0000	0.0000	0	0.0000
(e)	Any Others (Specify)							
(e-i)	Trust	0	0	0	0.0000	0.0000	0	0.0000
(e-ii)	Society	0	0	0	0.0000	0.0000	0	0.0000
(e-iii)	Educational Institutions	0	0	0	0.0000	0.0000	0	0.0000
	Sub Total(A)(1):	2	34164134	209801	57.4606	57.4606	0	0.0000
2	Foreign							
(a)	Individuals (Non-Residents Indians/ Foreign Individuals)	0	0	0	0.0000	0.0000	0	0.0000
(b)	Bodies Corporate	0	0	0	0.0000	0.0000	0	0.0000
(c)	Institutions	0	0	0	0.0000	0.0000	0	0.0000
(d)	Any Others(Specify)	0	0	0	0.0000	0.0000	0	0.0000
	Sub Total(A)(2):	0	0	0	0.0000	0.0000	0	0.0000
	Total Shareholding of Promoter and Promoter Group (A)= (A)(1)+(A)(2)	2	34164134	209801	57.4606	57.4606	0	0.0000



 ODAX NETWORK LTD.

 NEW DELHI

(B)	Public shareholding						NA	NA
1	Institutions						NA	NA
(a)	Mutual Funds/ UTI	3	1062036	1062036	1.7862	1.7862		
(b)	Financial Institutions / Banks	0	0	0	0.0000	0.0000		
(c)	Central Government/ State Government(s)	0	0	0	0.0000	0.0000		
(d)	Venture Capital Funds	0	0	0	0.0000	0.0000		
(e)	Insurance Companies	2	2244051	2244051	3.7743	3.7743		
(f)	Foreign Institutional Investors	0	0	0	0.0000	0.0000		
(g)	Foreign Venture Capital Investors	0	0	0	0.0000	0.0000		
(h)	Any Other (specify)	0	0	0	0.0000	0.0000		
	Sub-Total (B)(1) :	5	3306087	3306087	5.5605	5.5605		
2	Non-Institutions						NA	NA
(a)	Bodies Corporate	768	11939172	11937430	20.0805	20.0805		
(b)	Individuals							
i	Individual shareholders holding nominal share capital up to Rs 1 lakh	25079	6664818	6660448	11.2095	11.2095		
ii	Individual shareholders holding nominal share capital in excess of Rs. 1 lakh.	48	3223130	3223130	5.4210	5.4210		
(c)	Any Other (specify)							
(c-i)	Trust & Foundations	2	9485	9485	0.0160	0.0160		
(c-ii)	Cooperative Societies	0	0	0	0.0000	0.0000		
(c-iii)	Educational Institutions	0	0	0	0.0000	0.0000		
(c-iv)	Non Resident Individual	131	149789	149789	0.2519	0.2519		
(c-v)	Foreign Companies	0	0	0	0.0000	0.0000		
(c-vi)	OCB	0	0	0	0.0000	0.0000		
	Sub-Total (B)(2) :	26028	21986394	21980282	36.9789	36.9789		
(B)	Total Public Shareholding (B)= (B)(1)+(B)(2)	26033	25292481	25286369	42.5394	42.5394		
	TOTAL (A)+(B) :	26035	59456615	25496170	100.0000	100.0000		
(C)	Shares held by Custodians and against which Depository Receipts have been issued							
1	Promoter and Promoter Group	0	0	0	0	0	NA	NA
2	Public	0	0	0	0	0		
	Sub-Total (C) :	0	0	0	0	0		
	GRAND TOTAL (A)+(B)+(C)	26035	59456615	25496170	100.0000	100.0000		




(1)(b) Statement showing holding of securities (including shares, warrants, convertible securities) of persons belonging to the category "Promoter and Promoter Group"

Sr. No.	Name of the shareholder	Details of Shares held		Encumbered shares (*)			Details of warrants		Details of convertible securities		Total shares (including underlying shares assuming full conversion of warrants and convertible securities) as a % of diluted share capital
		Number of shares held	As a % of grand total (A)+(B)+(C)	No.	As a percentage	As a % of grand total (A)+(B)+(C) of sub-clause (1)(a)	Number of warrants held	As a % total number of warrants of the same class	Number of convertible securities held	As a % total number of convertible securities of the same class	
(i)	(ii)	(iii)	(iv)	(v)	(vi) = (v)/(iii)*100	(vii)	(viii)	(ix)	(x)	(xi)	(xii)
1	Living Media India Limited	33954333	57.1077	0	0.0000	0.0000	Nil	Nil	Nil	Nil	Nil
2	Aroon Purie	209801	0.3529	0	0.0000	0.0000	Nil	Nil	Nil	Nil	Nil
TOTAL :		34164134	57.4606	0	0.0000	0.0000	Nil	Nil	Nil	Nil	Nil

(*) The term "encumbrance" has the same meaning as assigned to it in regulation 28(3) of the SAST Regulations, 2011

(*) The term "encumbrance" has the same meaning as assigned to it in regulation 28(3) of the SAST Regulations, 2011




(1)(c)(i) Statement showing holding of securities (including shares, warrants, convertible securities) of persons belonging to the category "Public" and holding more than 1% of the total number of shares.

Sr. No.	Name of the shareholder	Number of shares held	Shares as a percentage of total number of shares {i.e., Grand Total (A)+(B)+(C) indicated in Statement at para (1)(a) above}	Details of warrants		Details of convertible securities		Total shares (including underlying shares assuming full conversion of warrants and convertible securities) as a % of diluted share capital
				Number of warrants held	As a % total number of warrants of the same class	Number of convertible securities held	% w.r.t total number of convertible securities of the same class	
1	Reliance Capital Limited	8100000	13.6234	Nil	Nil	Nil	Nil	Nil
2	Life Insurance Corporation of India	2144051	3.6061	Nil	Nil	Nil	Nil	Nil
3	Ramesh Damani	805896	1.3554	Nil	Nil	Nil	Nil	Nil
4	TATA Trustee Co. Ltd. A/c TATA Mutual Fund - TATA Equity P/E	624915	1.0510	Nil	Nil	Nil	Nil	Nil
TOTAL :		11674862	19.6359	Nil	Nil	Nil	Nil	Nil



(D)(C)(ii) Statement showing holding of securities (including shares, warrants, convertible securities) of persons (together with PAC) belonging to the category "Public" and holding more than 5% of the total number of shares of the company.

Sr. No.	Name(s) of the shareholder(s) and the Persons Acting in Concert (PAC) with them	Number of shares	Shares as a percentage of total number of shares i.e., Grand Total (A)+(B)+(C) indicated in Statement at para (D)(a) above}	Details of warrants		Details of convertible securities		Total shares (including underlying shares assuming full conversion of warrants and convertible securities) as a % of diluted share capital
				Number of warrants	As a % total number of warrants of the same class	Number of convertible securities held	% w.r.t total number of convertible securities of the same class	
1	Reliance Capital Limited	8100000	13.6234	Nil	Nil	Nil	Nil	Nil
	TOTAL	8100000	13.6234	Nil	Nil	Nil	Nil	Nil



(I)(d) <u>Statement showing details of locked-in shares</u>				
Sr. No.	Name of the shareholder	Category	Number of locked-in shares	Locked-in shares as a percentage of total number of shares {i.e., Grand Total (A)+(B)+(C) indicated in Statement at para (I)(a) above}
1	Living Media India Limited	Promoter	413583	0.6956
2	World Media Private Limited	Public	417	0.0007
TOTAL :			414000	0.6963



(III) (a) Statement showing the voting pattern of shareholders, if more than one class of shares/securities is issued by the issuer.

NOT APPLICABLE, since Company has only one class of securities viz. Equity Shares								
Class X: Class Y: Class Z:								
Category code	Category of shareholder	Number of Voting Rights held in			Total Voting Rights (III+IV)+V	Total Voting Rights i.e. (VI)		
		Class X	Class Y	Class Z		As a percentage of (A + B)	As a percentage of (A+B+C)	
(I)	(II)	(III)	(IV)	(V)	(VI)	(VII)	(VIII)	
(A)	Shareholding of Promoter and Promoter Group							
(1)	Indian							
(a)	Individuals/Hindu Undivided Family							
(b)	Central Government/ State Government(s)							
(c)	Bodies Corporate							
(d)	Financial Institutions/ Banks							
(e)	Any Other (Specify)							
	Sub Total (A)(1)							
(2)	Foreign							
(a)	Individuals (Non-Resident Individuals/Foreign Individuals)							
(b)	Bodies Corporate							
(c)	Institutions							
(d)	Any Other (Specify)							
	Sub-Total (A)(2)							
	Total Shareholding of Promoter and Promoter Group (A) = (A)(1)+(A)(2)							
(B)	Public Shareholding							
(1)	Institutions							
(a)	Mutual Funds/ UTI							
(b)	Financial Institutions/ Banks							
(c)	Central Government/ State Government(s)							
(d)	Venture Capital Funds							
(e)	Insurance Companies							
(f)	Foreign Institutional Investors							
(g)	Foreign Venture Capital Investors							
(h)	Any Other (Specify)							
	Sub-Total (B)(1)							
(2)	Non-Institutions							
(a)	Bodies Corporate							
(b)	Individuals-							
	(i) Individuals shareholder holding nominal share capital up to Rs 1 Lakh							
	(ii) Individuals shareholders holding nominal share capital in excess of Rs. 1 Lakh.							
(c)	Any Other (Specify)							
	(i) Trust							
	(ii) NRI							
	Sub-Total (B)(2)							
	Total Public Shareholding (B) = (B)(1)+(B)(2)							
	Total (A)+(B)							
(C)	Shares held by Custodians and against which Depository Receipts have been issued							
	GRAND TOTAL (A)+(B)+(C)							

