

Name of the Company:

T.V. Today Network Limited

Scrip Code, Name of the scrip, class of security: TVTODAY


Quarter ended:

31st December, 2011


	No. of partly paid-up shares	As a % of total no. of partly paid-up shares	As a % of total no. of shares of the company
Partly paid-up shares:-			
Held by promoter/promoter group	0	0	0
Held by public	0	0	0
Total - D	0	0	0
Outstanding convertible securities:-	No. of outstanding securities	As a % of total no. of outstanding convertible securities	As a % of total no. of shares of the company, assuming full conversion of the convertible securities
Held by promoter/promoter group	0	0	0
Held by public	0	0	0
Total - E	0	0	0
Warrants:-	No. of warrants	As a % of total no. of warrants	As a % of total no. of shares of the company, assuming full conversion of warrants
Held by promoter/promoter group	0	0	0
Held by public	0	0	0
Total - F	0	0	0
Total paid-up capital of the company, assuming full conversion of warrants and convertible securities			
59456615			



Statement Showing Shareholding Pattern								
			Table (I)(a)					
Category Code	Category of Shareholder	Number of Shareholders	Total number of shares	Number of shares held in dematerialized form	Total shareholding as a percentage of total number of shares		Shares Pledged or otherwise encumbered	
					As a percentage of (A+B) ¹	As a percentage of (A+B+C)	Number of shares	As a percentage (IX)= (VIII)/(IV)*100
(I)	(II)	(III)	(IV)	(V)	(VI)	(VII)	(VIII)	(IX)
(A)	Shareholding of Promoter and Promoter Group²							
1	Indian							
(a)	Individuals/ Hindu Undivided Family	1	24267	24267	0.0408	0.0000	0	0.0000
(b)	Central Government/ State Government(s)	0	0	0	0.0000	0.0000	0	0.0000
(c)	Bodies Corporate	1	33954333	0	57.1077	57.1077	0	0.0000
(d)	Financial Institutions/ Banks	0	0	0	0.0000	0.0000	0	0.0000
(e)	Any Others (Specify)							
(e-i)	Trust	0	0	0	0.0000	0.0000	0	0.0000
(e-ii)	Society	0	0	0	0.0000	0.0000	0	0.0000
(e-iii)	Educational Institutions	0	0	0	0.0000	0.0000	0	0.0000
	Sub Total(A)(1) :	2	33978600	24267	57.1486	57.1486	0	0.0000
2	Foreign							
(a)	Individuals (Non-Residents Indians/ Foreign Individuals)	0	0	0	0.0000	0.0000	0	0.0000
(b)	Bodies Corporate	0	0	0	0.0000	0.0000	0	0.0000
(c)	Institutions	0	0	0	0.0000	0.0000	0	0.0000
(d)	Any Others(Specify)	0	0	0	0.0000	0.0000	0	0.0000
	Sub Total(A)(2) :	0	0	0	0.0000	0.0000	0	0.0000
	Total Shareholding of Promoter and Promoter Group (A)= (A)(1)+(A)(2)	2	33978600	24267	57.1486	57.1486	0	0.0000




(B)	Public shareholding						NA	NA
1	Institutions						NA	NA
(a)	Mutual Funds/ UTI	4	1865170	1865170	3.1370	3.1370		
(b)	Financial Institutions / Banks	0	0	0	0.0000	0.0000		
(c)	Central Government/ State Government(s)	0	0	0	0.0000	0.0000		
(d)	Venture Capital Funds	0	0	0	0.0000	0.0000		
(e)	Insurance Companies	2	2244051	2244051	3.7743	3.7743		
(f)	Foreign Institutional Investors	0	0	0	0.0000	0.0000		
(g)	Foreign Venture Capital Investors	0	0	0	0.0000	0.0000		
(h)	Any Other (specify)	0	0	0	0.0000	0.0000		
	Sub-Total (B)(1) :	6	4109221	4109221	6.9113	6.9113		
2	Non-institutions						NA	NA
(a)	Bodies Corporate	737	12019471	12017724	20.2155	20.2155		
(b)	Individuals							
i	Individual shareholders holding nominal share capital up to Rs 1 lakh	25913	6715671	6711242	11.2951	11.2951		
ii	Individual shareholders holding nominal share capital in excess of Rs. 1 lakh.	34	2466890	2466890	4.1491	4.1491		
(c)	Any Other (specify)							
(c-i)	Trust & Foundations	3	9785	9785	0.0165	0.0165		
(c-ii)	Cooperative Societies	0	0	0	0.0000	0.0000		
(c-iii)	Educational Institutions	0	0	0	0.0000	0.0000		
(c-iv)	Non Resident Individual	125	156977	156977	0.2640	0.2640		
(c-v)	Foreign Companies	0	0	0	0.0000	0.0000		
(c-vi)	OCB	0	0	0	0.0000	0.0000		
	Sub-Total (B)(2) :	26812	21368794	21362618	35.9401	35.9401		
(B)	Total Public Shareholding (B)= (B)(1)+(B)(2)	26818	25478015	25471839	42.8514	42.8514		
	TOTAL (A)+(B) :	26820	59456615	25496106	100.0000	100.0000		
(C)	Shares held by Custodians and against which Depository Receipts have been issued							
1	Promoter and Promoter Group	0	0	0	0	0	NA	NA
2	Public	0	0	0	0	0		
	Sub-Total (C) :	0	0	0	0	0		
	GRAND TOTAL (A)+(B)+(C)	26820	59456615	25496106	100.0000	100.0000		



(1)(b) Statement showing holding of securities (including shares, warrants, convertible securities) of persons belonging to the category "Promoter and Promoter Group"

Sr. No.	Name of the shareholder	Details of Shares held		Encumbered shares (*)			Details of warrants		Details of convertible securities		Total shares (including underlying shares assuming full conversion of warrants and convertible securities) as a % of diluted share capital
		Number of shares held	As a % of grand total (A)+(B)+(C)	No.	As a percentage	As a % of grand total (A)+(B)+(C) of sub-clause (I)(a)	Number of warrants held	As a % total number of warrants of the same class	Number of convertible securities held	As a % total number of convertible securities of the same class	
(i)	(ii)	(iii)	(iv)	(v)	(vi) = (v)/(iii)*100	(vii)	(viii)	(ix)	(x)	(xi)	(xii)
1	Living Media India Limited	33954333	57.1077	0	0.0000	0.0000	Nil	Nil	Nil	Nil	Nil
2	Aroon Purie	24267	0.0408	0	0.0000	0.0000	Nil	Nil	Nil	Nil	Nil
	TOTAL :	33978600	57.1486	0	0.0000	0.0000	Nil	Nil	Nil	Nil	Nil

(*) The term "encumbrance" has the same meaning as assigned to it in regulation 28(3) of the SAST Regulations, 2011




(D)(c)(i) Statement showing holding of securities (including shares, warrants, convertible securities) of persons belonging to the category "Public" and holding more than 1% of the total number of shares.

Sr. No.	Name of the shareholder	Number of shares held	Shares as a percentage of total number of shares {i.e., Grand Total (A)+(B)+(C) indicated in Statement at para (I)(a) above}	Details of warrants		Details of convertible securities		Total shares (including underlying shares assuming full conversion of warrants and convertible securities) as a % of diluted share capital
				Number of warrants held	As a % total number of warrants of the same class	Number of convertible securities held	% w.r.t total number of convertible securities of the same class	
1	Quant Broking Private Limited	6300000	10.5960	Nil	Nil	Nil	Nil	Nil
2	Life Insurance Corporation of India	2144051	3.6061	Nil	Nil	Nil	Nil	Nil
3	Reliance Capital Limited	1800000	3.0274	Nil	Nil	Nil	Nil	Nil
4	HDFC Trustee Company Ltd. - HDFC Core And Satellite Fund	1005755	1.6916	Nil	Nil	Nil	Nil	Nil
5	Ramesh Damani	686524	1.1547	Nil	Nil	Nil	Nil	Nil
6	TATA Trustee Co. Ltd. A/c TATA Mutual Fund - TATA Equity P/E	624915	1.0510	Nil	Nil	Nil	Nil	Nil
TOTAL :		12561245	21.1267	Nil	Nil	Nil	Nil	Nil

A circular stamp of TATAMOTOR LTD. NEW DELHI is visible, with a signature written across it.


(I)(C)(ii) Statement showing holding of securities (including shares, warrants, convertible securities) of persons (together with PAC) belonging to the category "Public" and holding more than 5% of the total number of shares of the company.

Sr. No.	Name(s) of the shareholder(s) and the Persons Acting in Concert (PAC) with them	Number of shares	Shares as a percentage of total number of shares {i.e., Grand Total (A)+(B)+(C) indicated in Statement at para (I)(a) above}	Details of warrants		Details of convertible securities		Total shares (including underlying shares assuming full conversion of warrants and convertible securities) as a % of diluted share capital
				Number of warrants	As a % total number of warrants of the same class	Number of convertible securities held	% w.r.t total number of convertible securities of the same class	
1	Quant Broking Private Limited	6300000	10.5960	Nil	Nil	Nil	Nil	Nil
TOTAL		6300000	10.5960	Nil	Nil	Nil	Nil	Nil



(I)(d) Statement showing details of locked-in shares

Sr. No.	Name of the shareholder	Category	Number of locked-in shares	Locked-in shares as a percentage of total number of shares {i.e., Grand Total (A)+(B)+(C) indicated in Statement at para (I)(a) above}
1	Living Media India Limited	Promoter	413583	0.6956
2	World Media Private Limited	Public	417	0.0007
TOTAL :			414000	0.6963



(II)(a) Statement showing details of Depository Receipts (DRs)

Sr. No.	Type of outstanding DR (ADRs, GDRs, SDRs, etc.)	Number of outstanding DRs	Number of shares underlying outstanding DRs	Shares underlying outstanding DRs as a percentage of total number of shares {i.e., Grand Total (A)+(B)+(C) indicated in Statement at para (I)(a) above}
1	Nil	Nil	Nil	Nil
TOTAL	Nil	Nil	Nil	Nil

(II)(b) Statement showing holding of Depository Receipts (DRs), where underlying shares held by 'Promoter/Promoter Group' are in excess of 1% of the total number of shares

Sr. No.	Name of the DR Holder	Type of outstanding DR (ADRs, GDRs, SDRs, etc.)	Number of shares underlying outstanding DRs	Shares underlying outstanding DRs as a percentage of total number of shares {i.e., Grand Total (A)+(B)+(C) indicated in Statement at para (I)(a) above}
1	Nil	Nil	Nil	Nil
TOTAL	Nil	Nil	Nil	Nil



(III) (a) Statement showing the voting pattern of shareholders, if more than one class of shares/securities is issued by the issuer.

NOT APPLICABLE, since Company has only one class of securities viz. Equity Shares

Class X:

Class Y:

Class Z:)

Category code	Category of shareholder	Number of Voting Rights held in			Total Voting Rights (III+IV)+V)	Total Voting Rights i.e. (VI)	
		Class X	Class Y	Class Z		As a percentage of (A + B)	As a percentage of (A +B+C)
(I)	(II)	(III)	(IV)	(V)	(VI)	(VII)	(VIII)
(A)	Shareholding of Promoter and Promoter Group						
(1)	Indian						
(a)	Individuals/Hindu Undivided Family						
(b)	Central Government/ State Government(s)						
(c)	Bodies Corporate						
(d)	Financial Institutions/ Banks						
(e)	Any Other (Specify)						
	Sub Total (A)(1)						
(2)	Foreign						
(a)	Individuals (Non-Resident Individuals/Foreign Individuals)						
(b)	Bodies Corporate						
(c)	Institutions						
(d)	Any Other (Specify)						
	Sub-Total (A)(2)						
	Total Shareholding of Promoter and Promoter Group (A) = (A)(1)+(A)(2)						
(B)	Public Shareholding						
(1)	Institutions						
(a)	Mutual Funds/ UTI						
(b)	Financial Institutions/ Banks						
(c)	Central Government/ State Government(s)						
(d)	Venture Capital Funds						
(e)	Insurance Companies						
(f)	Foreign Institutional Investors						
(g)	Foreign Venture Capital Investors						
(h)	Any Other (Specify)						
	Sub-Total (B)(1)						
(2)	Non-Institutions						
(a)	Bodies Corporate						
(b)	Individuals-						
	(i) Individuals shareholders holding nominal share capital up to Rs 1 Lakh						
	(ii) Individuals shareholders holding nominal share capital in excess of Rs. 1 Lakh.						
(c)	Any Other (Specify)						
	(i) Trust						
	(ii) NRI						
	Sub-Total (B)(2)						
	Total Public Shareholding (B) = (B)(1)+(B)(2)						
	Total (A)+(B)						
(C)	Shares held by Custodians and against which Depository Receipts have been issued						
	GRAND TOTAL (A)+(B)+(C)						

