

- 1 Name of the Listed Entity : T.V. TODAY NETWORK LIMITED
- 2 Scrip Code/Name of Scrip/Class of Security : **NSE: TVTODAY, BSE: 532515 / EQUITY SHARES**
- 3 Shareholding Pattern Filed under Reg 31(1)(b) for the Quarter ended- September 30, 2022
- 4 Declaration:

S.No	Particulars	Yes	No
1	Whether the Listed Entity has issued any partly paid up shares?		✓
2	Whether the Listed Entity has issued any Convertible Securities?		✓
3	Whether the Listed Entity has issued any warrant?		✓
4	Whether the Listed Entity has any shares against which depository receipts are issued?		✓
5	Whether the Listed Entity has any shares in locked-in?		✓
6	Whether any shares held by promoters are pledge or otherwise encumbered?		✓
7	Whether Company has equity shares with differential voting rights		✓
8	Whether the listed entity has any significant beneficial owner	✓	

* If the Listed Entity selects the option 'No' for the questions above, the columns for the partly paid up shares, Outstanding Convertible Securities/Warrants, depository receipts, locked-in shares, No of shares pledged or otherwise encumbered by promoters, as applicable, shall not be displayed at the time of dissemination on the Stock Exchange website. Also wherever there is 'No' declared by Listed Entity in above table the values will be considered as 'Zero' by default on submission of the format of holding of specified securities.




Table I - Summary Statement holding of specified securities

Category (I)	Category of shareholder (II)	Nos. of shareholders (III)	No. of fully paid up equity shares held (IV)	No. of partly paid up equity shares held (V)	No. of shares underlying Depository Receipts (VI)	Total no. of shares held (VII)=(IV)+(V)+(VI)	Shareholding as a % of total no. of shares (Calculated as per SCRR, 1957) (VIII) As a % of (A+B+C2)	No. of Voting Rights held In each class of securities (IX)			No. shares Underlying Outstanding convertible securities (Including Warrants) (X)	Shareholding as a % assuming full conversion of convertible securities (as a percentage of diluted share capital) (XI)= (VII)+(X) as a % of (A+B+C2)	No. of Locked in shares (XII)		No. of shares pledged or otherwise encumbered (XIII)		No of equity shares held in dematerialized form (XIV)	Sub Categorization of shares			
																			No. of Voting Rights		Total as a % of (A+B+C)
								Class X (equity shares)	Class Y	Total											
(A)	Promoter & Promoter Group	4	34879096			34879096	58.4547	34879096		34879096	58.4547			0	0.00	0	0	34879096	0	0	0
(B)	Public	29522	24789519			24789519	41.5453	24789519		24789519	41.5453			0	0.00	NA	NA	24788932	0	0	0
(C)	Non Promoter-Non Public	0	0			0	0.00	0		0	0			0	0.00	NA	NA	0	0	0	0
(C1)	Shares underlying DRs	0	0			0	NA	0		0	0			0	0.00	NA	NA	0	0	0	0
(C2)	Shares held by Employee Trusts	0	0			0	0.00	0		0	0			0	0.00	NA	NA	0	0	0	0
	Total	29526	59668615			59668615	100.000	59668615		59668615	100.0000			0	0.00	0	0	59668028	0	0	0



Table II - Statement showing shareholding pattern of the Promoter and Promoter Group

	Category & Name of the Shareholders (I)	PAN (II)	Nos. of shareholders (III)	No. of fully paid up equity shares held (IV)	Partly paid up shares held (v)	No. of shares underlying Depository Receipts (VI)	Total no. of shares held (VII)=(IV)+(V)+(VI)	Shareholding as a % Calculated as per SCRR, 1957 As a % of (A+B+C2) (VIII)	Number of Voting Rights held in each class of securities (IX)				No. shares Underlying Outstanding convertible securities (including Warrants) (X)	Shareholding as a % assuming full conversion of convertible securities (as a percentage of diluted share capital) (XI)=(VII)+(X) as a % of (A+B+C2)	No. of Locked in shares (XII)		No. of shares pledged or otherwise encumbered (XIII)		No of equity shares held in dematerialized form (XIV)	Sub Categorization of shares		
									No of Voting Rights			Total as a % of total Voting Rights			No. (a)	As a % of total Shares held (b)	No. (a)	As a % of total Shares held (b)		Sub-Category (i)	Sub-Category (ii)	Sub-Category (iii)
									Class X (equity shares)	Class Y	Total											
1	Indian																					
(a)	Individuals/Hindu undivided Family		1	921782			921782	1.5448	921782		921782	1.5448			0	0.00	0	0.00	921782	0	0	0
	Aroon Purie	AAMPP8169P		921782			921782	1.5448	921782		921782	1.5448			0	0.00	0	0.00	921782	0	0	0
(b)	Central Govt/State Govt(s)		0	0			0	0.00	0		0	0.00			0	0.00	0	0.00	0	0	0	0
(c)	Financial Institutions/Banks		0	0			0	0.00	0		0	0.00			0	0.00	0	0.00	0	0	0	0
(d)	Bodies Corporate		2	33955999			33955999	56.9077	33955999		33955999	56.9077			0	0	0	0.00	33955999	0	0	0
	Living Media India Limited	AAACL0087H		33954333			33954333	56.9049	33954333		33954333	56.9049			0	0	0	0.00	33954333	0	0	0
	World Media Private Limited	AAACW0922G		1666			1666	0.0028	1666		1666	0.0028			0	0	0	0.00	1666	0	0	0
(e)	Any Other (Specify)			0			0	0.00	0		0	0.00			0	0	0	0.00	0	0	0	0
	Sub Total (A) (1)		3	34877781			34877781	58.4525	34877781		34877781	58.4525			0	0	0	0.00	34877781	0	0	0
2	Foreign																					
(a)	Individuals (Non Resident Individuals/Foreign Individuals)		1	1315			1315	0.0022	1315		1315	0.0022			0	0	0	0.00	1315	0	0	0
	Koel Purie Rinchet	AHLPP6533H		1315			1315	0.0022	1315		1315	0.0022			0	0.00	0	0.00	1315	0	0	0
(b)	Qualified Foreign Investor		0	0			0	0.00	0		0	0.00			0	0	0	0.00	0	0	0	0
(c)	Institutions		0	0			0	0.00	0		0	0.00			0	0	0	0.00	0	0	0	0
(d)	Foreign Portfolio Investor		0	0			0	0.00	0		0	0.00			0	0	0	0.00	0	0	0	0
(e)	Bodies Corporate		0	0			0	0.00	0	0	0	0.00			0	0	0	0.00	0	0	0	0
	Sub Total (A) (2)		1	1315			1315	0.0022	1315		1315	0.0022			0	0	0	0.00	1315	0	0	0
	Total Shareholding of Promoter and Promoter Group [A]= [A](1)+[A](2)		4	34879096			34879096	58.45	34879096		34879096	58.45			0	0	0	0.00	34879096	0	0	0




Table III - Statement showing shareholding pattern of the Public shareholder

	Category & Name of the Shareholders (I)	PAN (II)	Nos. of shareholders (III)	No. of fully paid up equity shares held (IV)	Partly Paid up Shares held (v)	No. of shares underlying Depository Receipts (VI)	Total no. of shares held (VII)=(IV)+(V)+(VI)	Shareholding as a % Calculated as per SCRR, 1957 As a % of (A+B+C2) (VIII)	No. of Voting Rights held in each class of securities (IX)				No. shares Underlying Outstanding convertible securities (Including Warrants) (X)	Total Shareholding as a % assuming full conversion of convertible securities (as a percentage of diluted share capital) (XI)= (VII)+(X) as a % of (A+B+C2)	No. of Locked in shares (XII)		No. of shares pledged or otherwise encumbered (XIII)		No of equity shares held in dematerialized form (XIV)	Sub Categorization of shares		
									No of Voting Rights			Total as a % of total Voting Rights			No.(a)	As a % of total Shares held (b)	No.(a)	As a % of total Shares held (b)		Sub-Category (i)	Sub-Category (ii)	Sub-Category (iii)
									Class X (equity shares)	Class Y	Total											
1	Institutions (Domestic)																					
(a)	Mutual Funds/UTI		4	9279855			9279855	15.5523	9279855		9279855	15.5523			0	0.00	0	0.00	9279855	0	0	0
	Quant Mutual Fund - Quant Small Cap Fund	AAATE0120D		1045525			1045525	1.7522	1045525		1045525	1.7522			0	0.00	0	0	1045525	0	0	0
	HDFC Trustee Co Ltd A/c HDFC Retirement Savings Fund-Equity Plan	AAATH1809A		5517049			5517049	9.2461	5517049		5517049	9.2461			0	0.00	0	0.00	5517049	0	0	0
	Franklin India Smaller Companies Fund	AAATT4931H		2464730			2464730	4.1307	2464730		2464730	4.1307			0	0.00	0	0.00	2464730	0	0	0
(b)	Venture Capital Funds		0	0			0	0.00	0		0	0.00			0	0.00	0	0.00	0	0	0	0
(c)	Alternate Investment Funds		1	228753			228753	0.3834	228753		228753	0.3834			0	0.00	0	0.00	228753	0	0	0
(d)	Banks		1	26			26	0	26		26	0			0	0.00	0	0.00	26	0	0	0
(e)	Insurance Companies		0	0			0	0.0000	0		0	0.0000			0	0.00	0	0.00	0	0	0	0
(f)	Provident Funds/Pension Funds		0	0			0	0.00	0		0	0.0000			0	0.00	0	0.00	0	0	0	0
(g)	Asset Reconstruction		0	0			0	0.00	0		0	0.0000			0	0.00	0	0.00	0	0	0	0
(h)	Sovereign Wealth Funds		0	0			0	0.00	0		0	0.0000			0	0.00	0	0.00	0	0	0	0
(i)	NBFC Registered with RBI		2	700			700	0.0012	700		700	0.0012			0	0.00	0	0.00	700	0	0	0
(j)	Other Financial Institution		0	0			0	0.00	0		0	0.0000			0	0.00	0	0.00	0	0	0	0
(k)	Any Other (Specify)		0	0			0	0.00	0		0	0.0000			0	0.00	0	0.00	0	0	0	0
1	Non-Institution																					
	Any Other (Specify)		0	0			0	0.00	0		0	0.0000			0	0.00	0	0.00	0	0	0	0
	Sub Total (B) (1)		8	9509334			9509334	15.9369	9509334		9509334	15.9369			0	0.00	0	0.00	9509334	0	0	0
B	Public Shareholding																					
2	Institution (Foreign)																					
(a)	Foreign Direct Investment		0	0			0	0.00	0		0	0.00			0	0.00	0	0.00	0	0	0	0
(b)	Foreign Venture Capital Investors		0	0			0	0.00	0		0	0.00			0	0.00	0	0.00	0	0	0	0
(c)	Sovereign Wealth Funds		0	0			0	0.00	0		0	0.00			0	0.00	0	0.00	0	0	0	0
(d)	Foreign Portfolio Investors Cat I		40	2247857			2247857	3.7672	2247857		2247857	3.7672			0	0.00	0	0.00	2247857	0	0	0



	Steinberg India Emerging Opportunities Fund Limited	AAPCS9509N		1075000		1075000	1.8016	1075000		1075000	1.8016			0	0.00	0	0	1075000		0	0	0
(e)	Foreign Portfolio Investors Cat II		0	0		0	0.00	0		0	0.00			0	0.00	0	0.00	0		0	0	0
(f)	Overseas Depositories (Holding DIs)		0	0		0	0.00	0		0	0.00			0	0.00	0	0.00	0		0	0	0
(g)	Any Other (Specify)		0	0		0	0.00	0		0	0.00			0	0.00	0	0.00	0		0	0	0
	Sub Total (B) (2)		40	2247857		2247857	3.7672	2247857		2247857	3.7672			0	0.00	0	0.00	2247857		0	0	0
3	Central Government State Governments																					
a	Central Govt POI		1	150		150	0.0000	150		150	0.0000			0	0.00	0	0.00	150		0	0	0
b	State Govt Governor		0	0		0	0.0000	0		0	0.0000			0	0.00	0	0.00	0		0	0	0
c	Shareholding by Companies or BC where Govt is promoter		0	0		0	0.0000	0		0	0.0000			0	0.00	0	0.00	0		0	0	0
	Sub Total (B) (3)		1	150		150	0	150		150	0.0000			0	0.00	0	0.00	150		0	0	0
B	Public Shareholding																					
4	Non Institutions																					
a	Associate Companies Subsidiaries		0	0		0	0.0000	0		0	0.0000			0	0.00	0	0.00	0		0	0	0
b	Directors and their relatives (excluding independent dir and nominee dir)*Pls refer note 3		1	4655		4655	0.0078	4655		4655	0.0078			0	0	0	0	4655		0	0	0
c	Key Managerial Personnel		1	1		1	0	1		1	0.00			0	0	0	0	1		0	0	0
d	Relatives of Promoters (other than immediate relatives)		0	0		0	0.0000	0		0	0.0000			0	0.00	0	0.00	0		0	0	0
e	Trust		2	301		301	0.0005	301		301	0.0005			0	0	0	0.00	301		0	0	0
f	IEPF		1	21259		21259	0.0356	21259		21259	0.0356			0	0	0	0.00	21259		0	0	0
g(i)	Individuals - (i) Individual shareholders holding nominal share capital upto of Rs.2 lakh		28546	7148072		7148072	11.9796	7148072		7148072	11.9796			0	0	0	0.00	7147485		0	0	0
	Seetha Kumari	APFPS2411B		1369020		1369020	2.2944	1369020		1369020	2.2944			0	0		0.00	1369020		0	0	0
h(ii)	Individuals- (ii) Individual shareholders holding nominal share capital in excess of Rs.2 lakh		19	2973978		2973978	4.9842	2973978		2973978	4.9842			0	0	0	0.00	2973978		0	0	0
i	Non Resident Indian (NRI)		542	642799		642799	1.0773	642799		642799	1.0773			0	0	0	0.00	642799		0	0	0
j	Foreign Nationals		0	0		0	0.00	0		0	0.00			0	0	0	0.00	0		0	0	0
k	Foreign Companies		0	0		0	0.00	0		0	0.00			0	0	0	0.00	0		0	0	0
l	Bodies Corporate		361	2241113		2241113	3.7559	2241113		2241113	3.7559			0	0	0	0	2241113		0	0	0
	Sub Total (B) (4)		29473	13032178		13032178	21.84092845	13032178		13032178	21.8409			0	0	0	0.00	13031591		0	0	0
	Total Public Shareholding (B)= (B)(1)+(B)(2)+(B)(3)+B(4)		29522	24789519		24789519	41.55	24789519		24789519	41.55			0	0	0	0.00	24789932		0	0	0
	TOTAL (A) + (B)		29526	59668615		59668615	100.00	59668615		59668615	100.0000			0	0	0	0	59668028		0	0	0




[illegible]

Table IV - Statement showing shareholding pattern of the Non Promoter - Non Public shareholder

	Category & Name of shareholders (I)	PAN (II)	No. of shareholdr e (III)	No. of fully paid up equity shares held (IV)	Partly Paid up Shares held(V)	No. of shares underlying Depository Receipts (VI)	Total no. of shares held (VII)=(IV)+(V)+(VI)	Shareholding as a % of total no. of shares (Calculated as per SCRR, 1957) (VIII) As a % of (A+B+C2)	No. of Voting Rights held in each class of securities (IX)			No. of shares Underlying Outstanding convertible securities (including Warrants) (X)	Total Shareholding as a % assuming full conversion of convertible securities (as a percentage of diluted share capital) (XI)	No. of Locked in shares (XII)		No. of shares pledged or otherwise encumbered (XIII)		No of equity shares held in dematerialized form (XIV) (Not Applicable)	
									No of Voting Rights		Total as a % of Total Voting Rights			No.	As a %of total shares held	No.(Not Applicabl e)	As a %of total shares held (Not applicable)		
									Class X (equity shares)	Class Y		Total							
1	Custodian/DR Holder		0	0			0	0.00	0		0	0.00			0	0.00	NA	0	
2	Employee Benefit Trust (under SEBI(Share based Employee Benefit) Regulations 2014		0	0			0	0.00	0		0	0.00			0	0.00	NA	0	
	Total Non Promoter- Non-public Shareholding (C)= (C)(1)+(C)(2)		0	0			0	0.00	0		0	0.00			0	0.00	NA	0	
	GRAND TOTAL (A)+(B)+(C)		29526	59668615			59668615	100.00	59668615		59668615	100.00			0	0	0	0	59668028



Statement showing foreign ownership limits*		
Particulars	Approved Limits (%)	Limits Utilized (%)
As on shareholding date	26	4.85
As on the end of previous 1st quarter	26	5.29
As on the end of previous 2nd quarter	26	5.61
As on the end of previous 3rd quarter	26	5.84
As on the end of previous 4th quarter	26	7.33

*Please refer note 1

